



Ersatzteilliste Grubbermat
Parts book Cultivator Grubbermat
Pièces de rechange Grubbermat



Köckerling GmbH & Co. KG
Lindenstraße 11-13
33415 Verl
Telefon: (+49) 5246 9608-0
Fax: (+49) 5246 9608-55
Internet: www.koeckerling.de
e-mail: info@koeckerling.de

Inhaltsverzeichnis

Content


Seite

Page


| | | | |
|-------------------------|------------------------|---------------------------|-----------|
| Schare | <i>Points</i> | <i>Socs</i> | 1 |
| SGF - Einheit | <i>Tine adjustment</i> | <i>Support de tige</i> | 1 |
| Blattfederzinken | <i>Tine</i> | <i>Tige</i> | 2 |
| Anhängung | <i>Drawbar-head</i> | <i>Tête d'attelage</i> | 3 |
| Nivellator | <i>Leveller</i> | <i>Niveleur</i> | 3 |
| Beleuchtung | <i>Lightening</i> | <i>Eclairage</i> | 4 |
| STS Walze | <i>STS roller</i> | <i>STS rouleau</i> | 5 |
| Krümlerwalze | <i>Roller</i> | <i>Rouleau</i> | 7 |
| Nachstriegel | <i>Seedbed tine</i> | <i>Peigne</i> | 8 |
| Anbauarm | <i>Arm for roller</i> | <i>Bras pour rouleau</i> | 10 |
| Stützrad | <i>Depth wheel</i> | <i>Roue de profondeur</i> | 11 |
| Hydraulikplan | <i>Hydraulic plan</i> | <i>Plan d'hydraulique</i> | 12 |

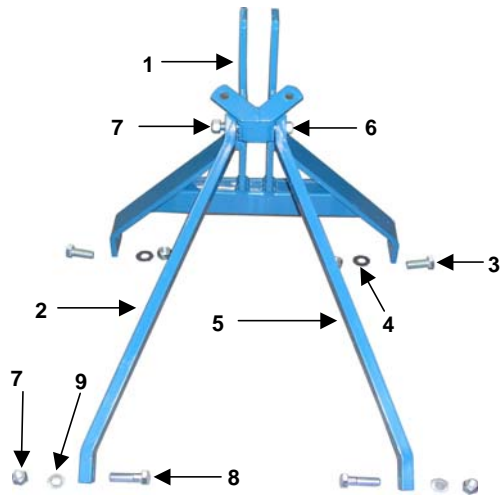


| Pos. | Art. Nr. | Bezeichnung |
|------|----------|--|
| 1 | 900863 | Flachschar 450mm |
| 1 | 900863 | Flachschar 450mm |
| 2 | 506019 | Gänsefußschar |
| 2 | 506019 | Gänsefußschar |
| 3 | 506202 | Senkkopfschraube M12 x 65mm |
| 3 | 506202 | Bolt M12 x 65mm |
| 4 | 901626 | Sperrkantscheibe 12 |
| 4 | 901626 | Washer 12 |
| 5 | 901618 | Mutter M12 DIN 980 |
| 5 | 901618 | Nut M12 |
| 6a | 901618 | Mutter M12 |
| 6a | 901618 | Nut M12 |
| 6b | 901620 | Mutter M16 Din 980 |
| 6b | 901620 | Nut M16 |
| 7 | 901655 | Schwerspannstift 20 x 26mm roh |
| 7 | 901655 | Roll pin 20 x 26mm |
| 8a | 901718 | Sechskantschraube M12 x 65mm 10.9 |
| 8a | 901718 | Bolt M12 x 65mm 10.9 |
| 8b | 901549 | Sechskantschraube M16x70mm |
| 8b | 901549 | Bolt M16x70mm |
| 9 | 901622 | Mutter M20 |
| 9 | 901622 | Nut M20 |
| 10 | 506056 | Sechskantschraube M20 x 70mm |
| 10 | 506056 | Bolt M20 x 70mm |
| 11 | 506051 | Scharstiel 60 x 25mm |
| 11 | 506051 | Tine 60 x 25mm |
| 12 | 506033 | Breitschar 100 x 12mm |
| 12 | 506033 | Points 100 x 12mm |
| 13 | 506101 | 1-teiliges Flügelschar 450mm |
| 13 | 506101 | 1-teiliges Flügelschar 450mm |
| 14 | 506204 | Senkkopfschraube M12 x 75mm |
| 14 | 506204 | Bolt M12 x 75mm |
| 15 | 084246 | Unterschwinge |
| 15 | 084246 | Lower section of tine holder |
| 16 | 506072 | Druckfeder 480 |
| 16 | 506072 | Spring 480 |
| 17 | 901610 | Mutter M24 |
| 17 | 901610 | Nut M24 |
| 18 | 901674 | Tellerfeder 50 x 25mm |
| 18 | 901674 | Bevelle washer 50 x 25mm |
| 19 | 900866 | Führungsbuchse |
| 19 | 900866 | Nylon washer |
| 20 | 084244 | SGF-Verbindungsspindel |
| 20 | 084244 | Turnbuckle |
| 21 | 506073 | Aufnahme Trägerarm zum Anschweißen |
| 21 | 506073 | Lower section of tine holder |

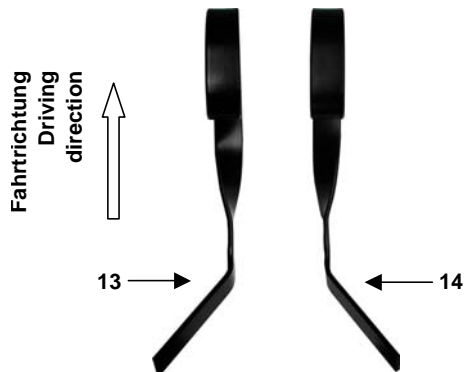




| Pos. | Art. Nr. | Bezeichnung |
|------|----------|--|
| 1 | 506216 | Befestigungsplatte 90 x 15 x 140mm |
| 1 | 506216 | Plate 90 x 15 x 140mm |
| 2 | 901728 | Sechskantschraube M16 x 150 ohne Mutter |
| 2 | 901728 | Bolt M16 x 150 |
| 3a | 901620 | Mutter M16 |
| 3a | 901620 | Nut M16 |
| 3b | 901618 | Mutter M12 DIN 980 |
| 3b | 901618 | Nut M12 |
| 4a | 506207 | Oberfeder 150mm x 16mm |
| 4a | 506207 | Tine spring 150 x 16mm |
| 4b | 506208 | Oberfeder 150mm x 14mm |
| 4b | 506208 | Tine spring 150mm x14mm |
| 5 | 901501 | Sechskantschraube M16 x 60 10.9 ohne Mutter |
| 5 | 901501 | Bolt M16 x 60 |
| 6a | 900798 | Bügelschraube M12x51x55 ohne Mutter |
| 6a | 900798 | U-Bolt M12 x 51 x 55 |
| 6b | 904263 | Bügelschraube M16 x 50 x 65mm ohne Mutter (ab 04/2004) |
| 6b | 904263 | U-Bolt M16 x 50 x 65mm (since 04/2004) |
| 7a | 506211 | Blattfederzinkenunterteil 50x26mm L=650mm (Serie ab1998 bis 04/2004) |
| 7a | 506211 | Tine, lower leg 50x26mm L=650mm (since 1998 until 04/2004) |
| 7b | 506210 | Blattfederzinkenunterteil 50x22mm L=570mm |
| 7b | 506210 | Tine, lower leg 50x22mm L=570mm |
| 8 | 500110 | Oberlenkerbolzen 25/32mm Kat II u. III |
| 8 | 500110 | Pin 25/32mm Kat II and III |
| 9 | 500112 | Unterlenkerbolzen 28/36mm Kat II u. III |
| 9 | 500112 | Pin 28/36 Kat II and III |






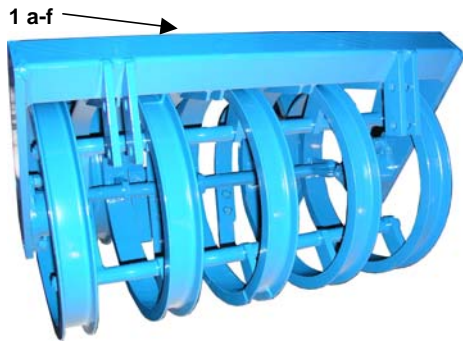


| Pos. | Art. Nr. | Bezeichnung |
|------|----------|--|
| 1 | 506242 | Dreipunkturm o. Strebe |
| 1 | 506242 | 3-point-linkage |
| 2 | 084290 | Turmstrebe |
| 2 | 084290 | Support for 3-point-linkage |
| 3 | 901598 | Sechskantschraube M24 x 60mm |
| 3 | 901598 | Bolt M24 x 60mm |
| 4 | 901674 | Tellerfeder 50 x 25,4 x 3mm |
| 4 | 901674 | Washer 50 x 25,4 x 3mm |
| 5 | 901624 | Mutter M24 |
| 5 | 901624 | Nut M24 |
| 6 | 901740 | Sechskantschraube M20 x 160mm |
| 6 | 901740 | Bolt M20 x 160mm |
| 7 | 901622 | Mutter M20 |
| 7 | 901622 | Nut M20 |
| 8 | 506056 | Sechskantschraube M20 x 70mm |
| 8 | 506056 | Bolt M20 x 70mm |
| 9 | 901630 | Kontaktscheibe 20mm |
| 9 | 901630 | Washer |
| 10 | 506224 | Sechskantschraube M12 x 100mm |
| 10 | 506224 | Bolt M12 x 100mm |
| 11 | 506222 | Befestigungsplatte 80 x 10mm |
| 11 | 506222 | Plate |
| 12 | 901618 | Mutter M12 |
| 12 | 901618 | Nut M12 |
| 13 | 506220 | Blattfedernivellatorzinken links 60 x 10mm |
| 13 | 506220 | Leveller left 60x10mm |
| 14 | 506219 | Blattfedernivellator rechts 60 x 10mm |
| 14 | 506219 | Leveller right |

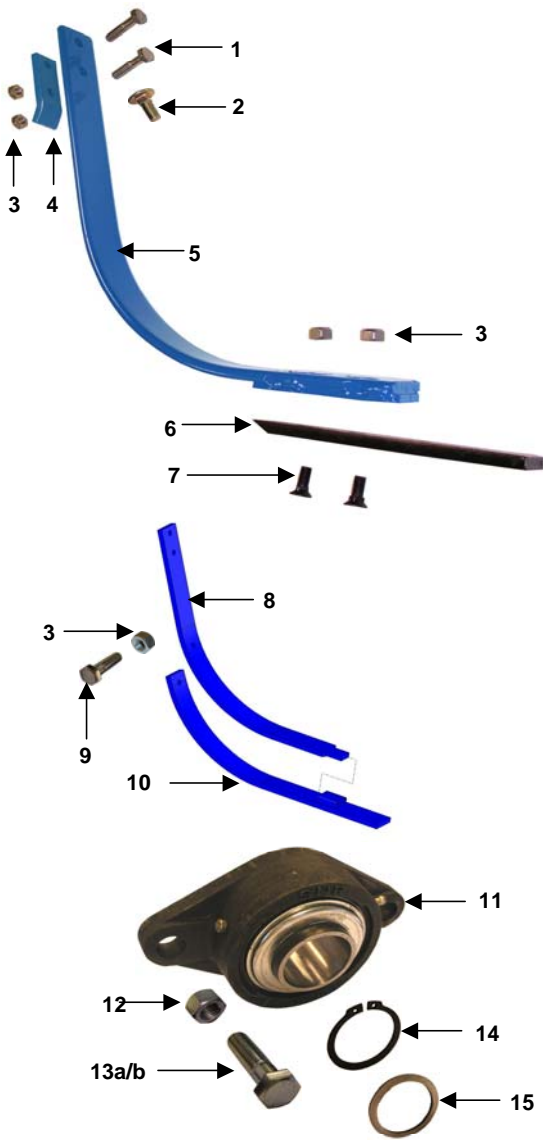




| Pos. | Art. Nr. | Bezeichnung |
|------|----------|---|
| 1 | 506281 | Einschubstück für Blattfedernivellator |
| 1 | 506281 | Adjustable bracket |
| 1 | 506281 | Rallonge |
| 2 | 901618 | Mutter M12 |
| 2 | 901618 | Nut M12 |
| 2 | 901618 | Ecrout M12 |
| 3 | 900842 | Bügelschraube 12 x 61 x 95mm |
| 3 | 900842 | U-Bolt 12 x 61 x 95mm |
| 3 | 900842 | Bride 12 x 61 x 95mm |
| 4 | 632332 | Klemmschraube Einschubrohr |
| 4 | 632332 | Bolt for leveller |
| 4 | 632332 | Vis p. niveleur |
| 5a | 506 233 | Nivellatoreinschubrohr |
| 5a | 506 233 | Tube for leveller |
| 5a | 506 233 | Tuyau niveleur |
| 5b | 632 472 | Nivellatorrohr einseitig einziehbar 1600mm |
| 5b | 632 472 | Tube for leveller 1600mm |
| 5b | 632 472 | Tuyau niveleur 1600mm |
| 5c | 632 072 | Nivellatorrohr einseitig einziehbar 2050mm |
| 5c | 632 072 | Tube for leveller 2050mm |
| 5c | 632 072 | Tuyau niveleur 2050mm |
| 5d | 631 180 | Nivellatorrohr 2800 beidseitig einziehbar |
| 5d | 631 180 | Tube for leveller 2800mm |
| 5d | 631 180 | Tuyau niveleur 2800mm |
| 6 | 903200 | Satz Warntafeln mit Beleuchtung Koecker 6 |
| 6 | 903200 | Lightening set |
| 6 | 903200 | Panneau avec feux de signalisation cpl. Koecker 6 |
| 7 | 903641 | Lichtscheibe rot/gelb |
| 7 | 903641 | Brake light |
| 7 | 903641 | Signal lumineux rouge |
| 8 | 901743 | Sechskantschraube M10x40mm |
| 8 | 901743 | Bolt M10x40mm |
| 8 | 901743 | Vis M10x40mm |
| 9 | 901617 | Mutter M10 Din 934 |
| 9 | 901617 | Nut M10 |
| 9 | 901617 | Ecrou M10 Din 934 |
| 10 | 904378 | Beleuchtungsblech |
| 10 | 904378 | Plate |
| 10 | 904378 | Plaque d'éclairage |
| 11 | 904382 | Puffer |
| 11 | 904382 | Rubber |
| 11 | 904382 | Bouchon |
| 12 | 904624 | Beleuchtungsblech "25 Km/h" |
| 12 | 904624 | Plate |
| 12 | 904624 | Plaque d'éclairage |
| 13 | 903342 | Beleuchtungsscheibe weiß |
| 13 | 903342 | Lightening glas white |
| 13 | 903342 | Signal lumineux blanche |
| 14 | 631480 | Beleuchtungshalter |
| 14 | 631480 | Lightening plate |
| 14 | 631480 | Support rampe d'éclairage |
| 15 | 900970 | Bügelschraube M12 x 81 x 110mm |
| 15 | 900970 | U-Bolt M12 x 81 x 110mm |
| 15 | 900970 | Bride M12 x 81 x 110mm |



| Pos. | Art. Nr. | Bezeichnung |
|------|----------|--|
| 1a | 085100 | Rahmen STS 5 Ringe |
| 1a | 085100 | Frame STS |
| 1b | 085120 | Rahmen STS 7 Ringe |
| 1b | 085120 | Frame STS |
| 1c | 080530 | Rahmen STS 8 Ringe |
| 1c | 080530 | Frame STS |
| 1d | 086102 | Rahmen STS 16 Ringe |
| 1d | 086102 | Frame STS |
| 1e | 631820 | Rahmen STS 17 Ringe |
| 1e | 631820 | Frame STS |
| 1f | 085130 | Rahmen STS 23 Ringe |
| 1f | 085130 | Frame STS |
| 2 | 084252 | STS Ring |
| 2 | 084252 | STS Ring |
| 3a | 085140 | Gewindestindel M20 x 775mm (5 Ringe) |
| 3a | 085140 | Rod M20 x 775mm |
| 3b | 085150 | Gewindestindel M20 x 1135mm (7 Ringe) |
| 3b | 085150 | Rod M20 x 1135mm |
| 3c | 084258 | Gewindestindel M20 x 1315mm (8 Ringe) |
| 3c | 084258 | Rod M20 x 1315mm |
| 3d | 085160 | Gewindestindel M20 x 1495mm (9 Ringe) |
| 3d | 085160 | Rod M20 x 1495mm |
| 3e | 085170 | Gewindestindel M20 x 1855mm (11 Ringe) |
| 3e | 085170 | Rod M20 x 1855mm |
| 3f | 085180 | Gewindestindel M20 x 2035mm (12 Ringe) |
| 3f | 085180 | Rod M20 x 2035mm |
| 4 | 901622 | Mutter M20 Din 980 |
| 4 | 901622 | Nut M20 |
| 5 | 084254 | Lagerkreuz kurz |
| 5 | 084254 | Cross |
| 6 | 084256 | Lagerkreuz lang |
| 6 | 084256 | Roller-end-cross long |
| 7 | 085262 | Hülse L=165mm |
| 7 | 085262 | Wear part for STS |
| 8 | 86263 | Lagerkreuzhülse L=50mm |
| 8 | 86263 | Wear part STS short |



| Pos. | Art. Nr. | Bezeichnung |
|------|---------------|---|
| | 900920 | Zwischenfeder kpl. m. Verschleißteil |
| | 900920 | Spring part cpl. with wear part |
| | 900920 | Ressort avec pièce d'usure cpl. |
| 1 | 901745 | Sechskantschraube M10 x 45mm |
| 1 | 901745 | Bolt M10 x 45mm |
| 1 | 901745 | Vis M10 x 45mm |
| 2 | 901798 | Flachrundschraube M12x30mm |
| 2 | 901798 | Bolt M12x30mm |
| 2 | 901798 | Vis M12x30mm |
| 3 | 901617 | Mutter M10 |
| 3 | 901617 | Nut M10 |
| 3 | 901617 | Ecrout M10 |
| 4 | 080539 | Montageplatte |
| 4 | 080539 | Plate |
| 4 | 080539 | Plaque |
| 5 | 080538 | Zwischenfeder 45 x 10mm |
| 5 | 080538 | Spring part 45 x 10mm |
| 5 | 080538 | Ressort 45 x 10mm |
| 6 | 900909 | Verschleißteil |
| 6 | 900909 | Wear part |
| 6 | 900909 | Pièce d'usure |
| 7 | 901517 | Senkkopfschraube M10 x 25mm |
| 7 | 901517 | Bolt M10 x 25mm |
| 7 | 901517 | Vis M10 x 25mm |
| 8 | 904478 | Zwischenfeder 06 |
| 8 | 904478 | Spring part 06 |
| 8 | 904478 | Ressort 06 |
| | 633236 | Zwischenfeder 06 kpl. m. Verschleißstück |
| | 633236 | Spring part 06 cpl. with wear part |
| | 633236 | Ressort 06 avec pièce d'usure cpl. |


| | | |
|----|--------|---------------------------------|
| 9 | 901575 | Sechskantschraube M10x30mm |
| 9 | 901575 | Bolt M10x30mm |
| 9 | 901575 | Vis M10x30mm |
| 10 | 633238 | Verschleißteil Zwischenfeder 06 |
| 10 | 633238 | Wear part Spring part 06 |
| 10 | 633238 | Pièce d'usure Ressort 06 |
| 11 | 567148 | Lager kpl. mit Gehäuse |
| 11 | 567148 | Bearing with Housing |
| 11 | 567148 | Roulement complet avec palier |



| | | |
|-----|--------|------------------------------|
| 12 | 901620 | Mutter M16 Din 980 |
| 12 | 901620 | Nut M16 |
| 12 | 901620 | Ecrout M16 |
| 13a | 901548 | Sechskantschraube M16 x 60mm |
| 13a | 901548 | Bolt M16 x 60mm |
| 13a | 901548 | Vis M16 x 60mm |
| 13b | 901755 | Senkkopfschraube M16 x 45mm |
| 13b | 901755 | Bolt M16 x 45mm |
| 13b | 901755 | Vis 16 x 45mm |
| 14 | 901703 | Sicherungsring A40 |
| 14 | 901703 | Ring |
| 14 | 901703 | Circlips |




| | | |
|----|--------|-------------------------------|
| 15 | 901773 | Stützscheibe 40 x 50 x 2,5mm |
| 15 | 901773 | Washer 40 x 50 x 2,5mm |
| 15 | 901773 | Rondelle 40 x 50 x 2,5mm |
| 16 | 080390 | Brücke 40 x 20 x 137mm |
| 16 | 080390 | Plate 40 x 20 x 137mm |
| 16 | 080390 | Plaque 40 x 20 x 137mm |
| 17 | 901558 | Sechskantschraube M16 x 140mm |
| 17 | 901558 | Bolt M16 x 140mm |
| 17 | 901558 | Vis M16 x 140mm |




Teilenummern siehe STS-Walze

| Pos. | Art. Nr. | Bezeichnung |
|------|----------|---|
| 1 | 506237 | Krümerrahmen (Bitte Arbeitsbreite Grubber angeben) |
| 1 | 506237 | Frame for roller |
| 2a | 506 301 | Krümlerwalze Ø450 mm 1,00 m (ohne Lager, ohne Rahmen) |
| 2a | 506 301 | Roller Ø450 mm 1,00m (without frame, without bearing) |
| 2b | 506 303 | Krümlerwalze Ø450 mm 1,30 m (ohne Lager, ohne Rahmen) |
| 2b | 506 303 | Roller Ø450 mm 1,30m (without frame, without bearing) |
| 2c | 506 285 | Krümlerwalze Ø450 mm 1,40 m (ohne Lager, ohne Rahmen) |
| 2c | 506 285 | Roller Ø450 mm 1,40m (without frame, without bearing) |
| 2d | 506 312 | Krümlerwalze Ø450 mm 1,80 m (ohne Lager, ohne Rahmen) |
| 2d | 506 312 | Roller Ø450 mm 1,80m (without frame, without bearing) |
| 2e | 506 287 | Krümlerwalze Ø450 mm 2,00 m (ohne Lager, ohne Rahmen) |
| 2e | 506 287 | Roller Ø450 mm 2,00m (without frame, without bearing) |
| 2f | 506 289 | Krümlerwalze Ø450 mm 2,30 m (ohne Lager, ohne Rahmen) |
| 2f | 506 289 | Roller Ø450 mm 2,30m (without frame, without bearing) |
| 2g | 506 291 | Krümlerwalze Ø450 mm 2,60 m (ohne Lager, ohne Rahmen) |
| 2g | 506 291 | Roller Ø450 mm 2,60m (without frame, without bearing) |
| 2h | 506 293 | Krümlerwalze Ø450 mm 3,00 m (ohne Lager, ohne Rahmen) |
| 2h | 506 293 | Roller Ø450 mm 3,00m (without frame, without bearing) |



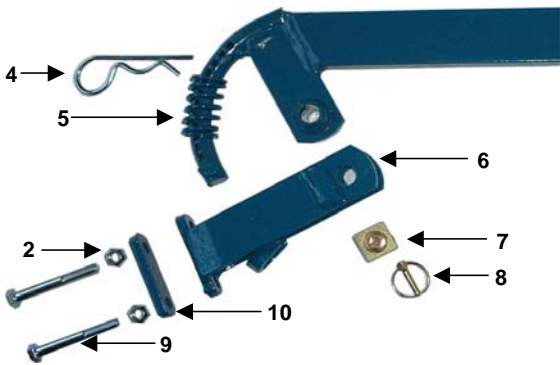
Pos. Art. Nr. Bezeichnung

- 1 080570 Striegelhalter
- 1 080570 Arm
- 2 901618 Mutter M12 DIN 980
- 2 901618 Nut M12
- 3 900970 Bügelschraube M12 x 81 x 110mm
- 3 900970 U-Bolt M12 x 81 x 110mm
- 4 901714 Federstecker 6mm
- 4 901714 R-Clip 6mm
- 5 500080 Druckfeder für Striegelhalter
- 5 500080 Spring for pressure adjustment



**190803 Krümmlerhalter kpl.
190803 Tine Holder cpl.**


- 6 900198 Krümmlerhalter ohne Bolzen mit Platte
- 6 900198 Lower section of tine holder with plate
- 7 903049 Bolzen 19 x 53 x 74mm
- 7 903049 Bolt 19 x 53 x 74mm




- 8 500055 Klapstecker 6 x 32mm
- 8 500055 Lynch pin 6 x 32mm
- 9 901720 Sechskantschraube M12 x 90mm
- 9 901720 Bolt M12 x 90mm
- 10 632286 Gegenplatte f. Krümmlerhalter 30 x 10 x 95mm
- 10 632286 Plate 30 x 10 x 95mm

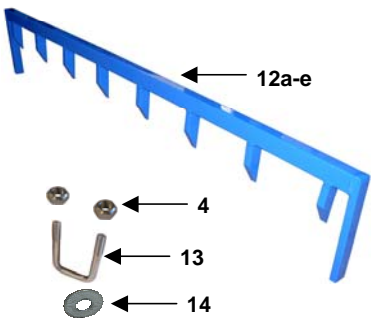

**11 wird ersetzt durch 501132
11 replaced by 501132**

- 12 501132 Nachstriegel 13mm neue Variante (ab 02/2006)
- 12 501132 Seedbed tine 13mm new (since 02/2006)




- 13 562240 Befestigungsplatte 40 x 6 x 95mm
- 13 562240 Plate 40 x 6 x 95mm
- 14 562052 Bügelschraube M12 x 51 x 80mm ohne Mutter
- 14 562052 U-Bolt M12 x 51 x 80mm





| Pos. | Art. Nr. | Bezeichnung |
|------|----------|---|
| 1 | 904488 | Einstellhebel |
| 1 | 904488 | Pin |
| 2 | 901712 | Federstecker 4mm |
| 2 | 901712 | R-Clip 4mm |
| 3a | 632416 | Striegelhaltebogen DSTS |
| 3a | 632416 | Bracket DSTS |
| 3b | 632414 | Striegelhaltebogen STS |
| 3b | 632414 | Bracket STS |
| 3c | 632418 | Striegelhaltebogen Krümler 350/450mm |
| 3c | 632418 | Bracket roller 350/450mm |
| 4 | 901618 | Mutter M12 DIN 980 |
| 4 | 901618 | Nut M12 |
| 5 | 901634 | U-Scheibe 13mm |
| 5 | 901634 | Washer 13mm |
| 6 | 904494 | Bügelschraube M12 x 31 x 65mm |
| 6 | 904494 | U-bolt M12 x 31 x 65mm |
| 7 | 904496 | Striegelhaltebügel 32x10mm |
| 7 | 904496 | Bracket 32x10mm |
| 8 | 904452 | Lagerbuchse |
| 8 | 904452 | Bush |
| 9 | 904486 | Auflageplatte 120x91x10mm |
| 9 | 904486 | Plate 120x91x10mm |
| 10 | 562052 | Bügelschraube M12 x 51 x 80mm ohne Mutter |
| 10 | 562052 | U-Bolt M12 x 51 x 80mm |
| 11 | 901579 | Sechskantschraube M12x70mm |
| 11 | 901579 | Bolt M12x70mm |
| 12a | 632 934 | Reiniger STS Walze 7 Ringe |
| 12a | 632 934 | Wear part 7 |
| 12b | 632 426 | Reiniger STS Walze 8 Ringe |
| 12b | 632 426 | Wear part 8 |
| 12c | 632 424 | Reiniger STS Walze 9 Ringe |
| 12c | 632 424 | Wear part 9 |
| 12d | 632 436 | Reiniger STS Walze 11 Ringe |
| 12d | 632 436 | Wear part 11 |
| 12e | 632 438 | Reiniger STS Walze 12 Ringe |
| 12e | 632 438 | Wear part 12 |
| 13 | 904494 | Bügelschraube M12 x 31 x 65mm |
| 13 | 904494 | U-bolt M12 x 31 x 65mm |
| 14 | 901634 | U-Scheibe 13mm |
| 14 | 901634 | Washer 13mm |



| Pos. | Art. Nr. | Bezeichnung |
|------|----------|---|
| 1a | 084266 | Abstreifer links |
| 1a | 084266 | Wear part left |
| 1a | 084266 | Décrottoir gauche |
| 1b | 084264 | Abstreifer rechts |
| 1b | 084264 | Wear part right |
| 1b | 084264 | Décrottoir droite |
| 2 | 901717 | Sechskantschraube M12 x 55mm |
| 2 | 901717 | Bolt M12 x 55mm |
| 2 | 901717 | Vis M12 x 55mm |
| 3 | 901618 | Mutter M12 DIN 980 |
| 3 | 901618 | Nut M12 |
| 3 | 901618 | Ecrout M12 |
| 4a | 084272 | Abstreifer 2 Ringe |
| 4a | 084272 | Wear part |
| 4a | 084272 | Décrottoir 2 bagues |
| 4b | 084200 | Abstreifer 3 Ringe |
| 4b | 084200 | Wear part |
| 4b | 084200 | Décrottoir 3 bagues |
| 4c | 084268 | Abstreifer 4 Ringe |
| 4c | 084268 | Wear part |
| 4c | 084268 | Décrottoir 4 bagues |
| 4d | 085210 | Abstreifer 5 Ringe |
| 4d | 085210 | Wear part |
| 4d | 085210 | Décrottoir 5 bagues |
| 4e | 084270 | Abstreifer 6 Ringe |
| 4e | 084270 | Wear part |
| 4e | 084270 | Décrottoir 6 bagues |
| 5 | 084234 | Anbauarm |
| 5 | 084234 | Arm |
| 5 | 084234 | Bras pour rouleau |
| 6 | 903713 | Bolzen mit Griff 16 x 42 x 56mm |
| 6 | 903713 | Pin 16 x42 x 56mm |
| 6 | 903713 | Broche 16 x 42 x 56mm |
| 7 | 500055 | Klappstecker 6 x 32mm |
| 7 | 500055 | Lynch pin 6 x 32mm |
| 7 | 500055 | Clavette de sécurité 6 x 32mm |
| 8 | 500008 | Bolzen mit Griff 22 x 82 x 103mm |
| 8 | 500008 | Pin 22 x 82 x 103mm |
| 8 | 500008 | Broche 22 x 82 x 103mm |
| 9 | 901620 | Mutter M16 DIN 980 |
| 9 | 901620 | Nut M16 |
| 9 | 901620 | Ecrout M16 |
| 10 | 632576 | Hülse 55x22x3mm |
| 10 | 632576 | Bush |
| 10 | 632576 | Douille |
| 11 | 901554 | Sechskantschraube M16 x 100mm |
| 11 | 901554 | Bolt M16 x 100mm |
| 11 | 901554 | Vis M16 x 100mm |
| 12a | 506263 | Absteckplatte mit 16 Bohrungen (1 Paar) |
| 12a | 506263 | Plate (2 pieces) |
| 12a | 506263 | Plaque (2 pièces) |
| 12b | 904856 | Absteckplatte lang für DSTS |
| 12b | 904856 | Plate long DSTS |
| 12b | 904856 | Plaque DSTS |

Hydraulikplan Grubbermat

| Pos.Nr. | Art.Nr. | Artikelbezeichnung | |
|---------|---------|--|--|
| 1 | 900 114 | Zylinder DW 80/40/500/800 für Arbeitsbreite 4,40m und 5,20 m | |
| | oder | | |
| 1 | 900 116 | Zylinder DW 90/45/500/800 für Arbeitsbreite 6,00 m | |
| | oder | | |
| 1 | 900 117 | Zylinder DW 100/50/500/800 für Arbeitsbreite 7,60 m | |
| 2 | 900 566 | Verschraubung x GE-8 L M 18 x 1,5 | |
| 3 | 900 522 | H-Schlauch DN6-1SN 500 DKOL/DKOL M 14 x 1,5 | |
| 4 | 900 532 | H-Schlauch DN6-1SN 1050 DKOL/DKOL 90° M 14 x 1,5 | |
| 5 | 900 600 | T- Stück evT-8 L vormontiert | |
| 6 | 900 540 | H-Schlauch DN6-1SN 2200 DKOL/DKOL M 14 x 1,5 | |
| 7 | 900 620 | Schnellverschlußstecker BG 3 M 14 x 1,5 | |
| 8 | 900 568 | Verschraubung x GE-8 L 1/4" | |
| 9 | 900 616 | doppelentsperbares Rückschlagventil 1/4" | |

